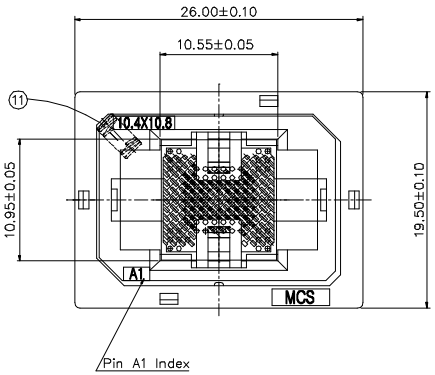

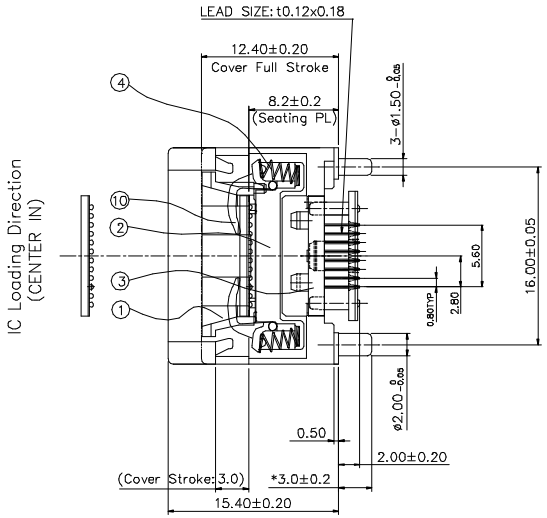

SPECIFICATION	
CONTACT RESISTANCE	50m Ω or less at 10mA (initial)
DIELECTRIC WITHSTANDING VOLTAGE	100VAC for 1 Minute
INSULATION RESISTANCE	1000MΩ or more at 100VDC
RATED CURRENT	1A
OPERATING TEMPERATURE	(−65℃) − (+150℃)
ACTUATION FORCE	Max 1.8Kg

PARTS LIST				
NO	NAME	MATERIAL	Q'TY	FINISH
1	ADAPTER	PEI(GF)	1	(Black)
2	SLIDER	PEI(GF)	1	(Black)
3	STOPPER	PEI(GF)	1	(Black)
4	LATCH SPRING	SUS	2	
5	LEAD GUIDE	PEI(GF)	1	
6	CONTACT	BeCu	56	Ni+Au
7	BASE	PEI(GF)	1	(Black)
8	COVER SPRING	SUS	4	
9	COVER	PEI(GF)	1	(Black)
10	LATCH	PEI(GF)	2	(Black)
11	SLIDER SPRING	SUS	1	

IC Loading Direction
(CENTER IN)

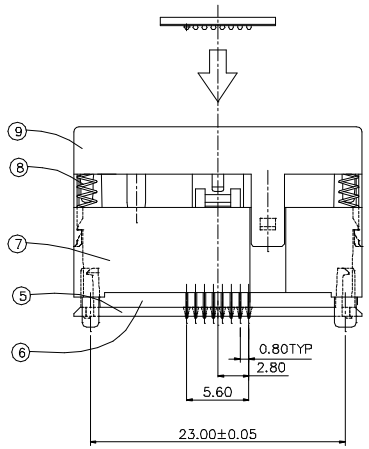

IC Dimension

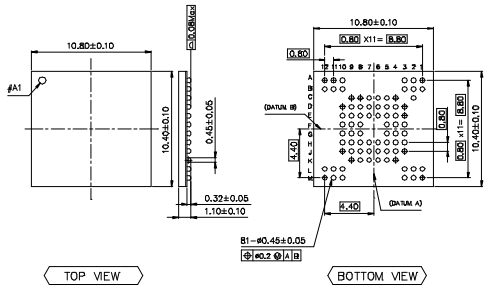

81-TBGA-10.4x10.8

DRAWN	DATE	DWG NO
	2001.06.13	CH-01013-0

PCB Layout(TOP VIEW)

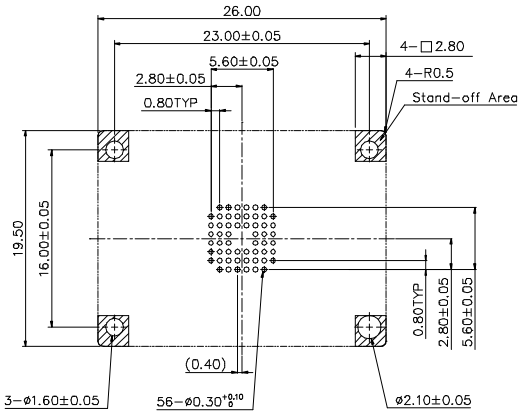

REF.	NEXT ASS'Y	USED ON

COMMON TOLERANCES

NUMERIC	ANGLE
± 0.10	±

DRAWN	DATE '02.03.11
DESIGNED	D.W.Hwang
CHECKED	
VERIFIED	
APPROVED	

MCS Micro Contact Solution

TITLE
56-81-TBGA-10.4x10.8

SIZE	DWG NO
A3	SB056EB-SA

SCALE 1/1 | UNIT mm | SHEET 1 OF 1